

stonevue™

strength style durability

unrivalled

Stonevue™ has created a range of pavers unrivalled in strength and durability for large contemporary openspace paving including trafficable areas.

Designed for civic, commercial and industrial applications, Stonevue square-edged pavers have a dense surface for maximum strength and slip resistance, minimum absorption, and are coloured throughout.

setting new standards in manufacture

The consistent premium quality of Stonevue pavers and pre-cast concrete products is assured by the Stonevue paving manufacturing facility. Using the hydraulic-press process pioneered and perfected in Europe, a range of processes monitor and maintain the highest standards, including:

- > Digitally controlled measurement of colour, moisture, aggregates, sand and cement to ensure consistency.
- > Compaction of up to 6000 kN creating a product with incredible density and strength.
- > Cured in controlled indoor conditions to maximise strength.

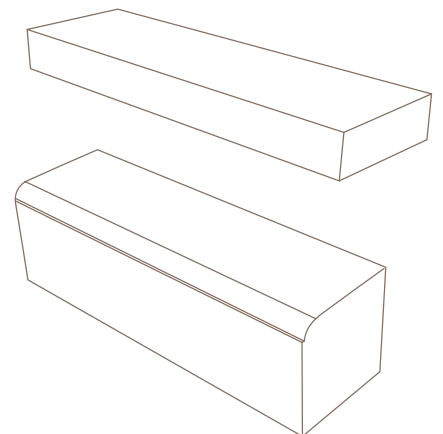
the result

A range of sizes, colours, aggregates and finishes are available. The result is a durable, stylish paver designed to reflect the natural finish of stone. Products include:

- > Pavers
- > Precast Kerb & Channel
- > Stairs & Risers

Vacuum Laying and Handling

Stonevue is a distributor of Probst Vacuum Laying and Handling Equipment. This exceptional range of German machinery revolutionises large format pave and kerb laying with proven benefits in costs and OH&S issues.



stonevue™

australia | new zealand | asia | middle east

e vue@stonevue.com.au www.stonevue.com.au


sales enquiries: Australia - 1300 763 976 International - 61 3 9602 2221

Head Office



Suite 202, Level 2 425 Docklands Drive, Docklands VIC 3008 Australia

Note: images shown are a guide to colours only. Contact **stonevue** for sample pavers.


terravue





urbanvue



ecovue



desertvue



sizes & finishes

Products are tested to meet Australian/New Zealand Standards. Commercial standard paver test by BMRL NATA Accredited Lab No. 658.

Sizes (mm)	800 x 400	750 x 500	600 x 600	1,000 x 300	400 x 400	300 x 300
Thickness (mm)	50 to 100	50 to 100	50 to 100	50 to 180	50 to 100	50 to 100
Finishes	Shot blasted	Honed				